



**My Learning**  
**My Future**

**Where can studying Religious Studies take you?**

Highlighting the relevance of Religious Studies to future careers and opportunities



My Learning  
My Future

THE CAREERS &  
ENTERPRISE  
COMPANY

# Why Religious Studies matters

Have you ever considered where studying Religious Studies can take you?

Today, we'll be exploring some of the career opportunities that are available to you, as well as the various pathways you can take to get there.

What pathways can you take with this subject?

What do you think these roles involve (daily task, etc.)?

What careers can you think of that use Religious Studies?

Why is Religious Studies an important subject?

Why study Religion  
USC Office of Religious & Spiritual Life - YouTube

What skills do you think you might need for these roles?



My Learning  
My Future

# Explore a career as a...

Here are some  
example roles and  
careers linked to

Religious Studies



Charity Fundraiser

BBC Bitesize case study

icould case study

Prospects case study



Religious Leader

icould case study

BBC Bitesize case study

Prospects case study



Community Development Worker

BBC Bitesize case study

icould case study

Prospects case study



My Learning  
My Future

# Explore a career as a...

Here are some  
example roles and  
careers linked to

Religious Studies



Archivist

icould case study

icould case study

Prospects case study




Civil Service Administrator

icould case study

icould case study

Prospects case study



Solicitor

BBC Bitesize case study

icould case study

Prospects case study



# Discover more about the role

Explore careers using National Careers Service and find out about what jobs involve and how they are right for you

## Includes:

- Average salary
- Typical hours
- Work patterns
- Pathways/How to become
- Essential Skills
- Daily tasks
- Career path and progression
- Current opportunities

## Research Ideas:

- Charity Fundraiser
- Religious Leader
- Community Development Worker
- Archivist
- Civil Service Administrator
- Solicitor

## National Careers Service

We provide information, advice and guidance to help you make decisions on learning, training and work.

This service is available to people who live in England.

### Skills assessment

Learn more about your skills and match them to potential new careers.

[Assess your skills](#)

### Explore careers

Choose from over 800 career profiles to discover what each job involves.

[Search job profiles](#)

### Find a course

Look for online learning opportunities and training courses local to you.

[Look for courses](#)

## Careers advice

### Making career choices

Whether starting your career, changing job or if you have been affected by COVID-19, understand and make the right choice for you.

### Getting a job

Be successful in the recruitment process with tips on great CVs, interviews and graduate scheme applications.

### Progressing your career

Move up in your career by developing new skills. Find opportunities like volunteering and online learning.

### About us

The National Careers Service can help you with your career, learning and training choices. [Find out more](#) about the different ways we can support you.

### Speak to a careers adviser

Wherever you are in your decision-making, you can call us on [0800 100 900](tel:0800100900) or [use webchat](#).

### Follow us

- [Twitter](#)
- [Facebook](#)
- [LinkedIn](#)
- [YouTube](#)



# Why not teach Religious Studies?

Start in the classroom, where you go from there is up to you. Bring your passion for your subject, keep learning, and pass your knowledge onto others

- No two days are the same – and neither are the pupils
- Once qualified you can teach throughout your life
- You could teach abroad
- Progress your career into leadership and management
- Bring your outside interests into the classroom and your subject

## Explore teaching

[Jem's Story](#)

[Shaniqua's Story](#)

## The right skills to teach?

Work well  
in a team?

[Love to keep  
learning?](#)

Love to nurture  
imagination?

What makes a great  
teacher?



## GCSE

While there are different routes you can take to be a teacher there are a few essential things that you will need:

- A minimum GCSE Grade 4 or above in English and maths (plus science if you want to teach primary)
- A degree or equivalent qualification

### A level

A levels are 2 years of study

### T Level

T Levels are nationally recognised, technical qualifications for 16–19-year-olds. Designed by leading employers, one T Level is equivalent in size to 3 A levels

### Vocational/Technical Qualification

These include BTEC, Applied General Qualifications (AGQ) and Vocational Technical Qualifications (VTQ) – all at Level 3

### Apprenticeship

Apprenticeships are jobs which combine practical work and study. Intermediate is Level 2, Advanced is Level 3

### Degree

#### Complete a degree course

It is possible to get QTS as part of an undergraduate degree, for example:

- Bachelor of Arts (BA) with QTS
- Bachelor of Education (BEd) with QTS
- Bachelor of Science (BSc) with QTS

### Level 4/5 qualifications

Complete a L4/5 course and top up to a degree – L4/5 includes Certificate of HE, Diploma of HE, Higher Technical Qualification (HTQ), HNC, HND and Foundation degrees

Top up to a degree (Level 6) in a year of full-time study

### Higher apprenticeships

Higher level apprenticeship (foundation degree / Level 5)

### Degree apprenticeships

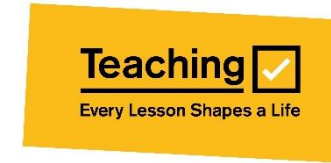
Degree apprenticeship (Level 6-7). There is a Level 6 Teaching apprenticeship programme

Initial Teacher Training (ITT) with qualified teacher status (QTS)

Teacher



# Why not teach activity?



- Pick a topic in Religious Studies you think you would like to try and teach
- Agree your choice of topic with your teacher and the length of session (and with which group)  
(It may be the perfect opportunity to try this with a younger class lower down the school, or as a transition activity for Y6)
- Plan a short activity to cover the topic in a way you feel will be engaging and memorable for your peers as part of a lesson starter, main activity or plenary

## Consider:

- What are you trying to achieve (teach)? Be clear what information you intend to impart
- How will you make it fun? How will you make it 'stick'? How long will this take?
- What type of activity will you plan for? (written/practical)
- How will you know others have learned it?
- How will you make sure everyone is stretched and challenged?
- What will the end-product be?

Once you have checked it with your teacher, try the lesson with a small group (as agreed by your teacher)  
Try and get feedback during and after the session from those in the lessons and from the teacher

## After, consider:

- What you enjoyed about the experience
- Whether this is something, with training, you would enjoy
- How you felt when others learned from you





5 |



## Non-obvious jobs using Religious Studies: Ever thought about..?

➤ How to become a Coroner's Officer:  
Bryony's story

➤ How to become an Outreach  
Pastor: Jacob's story

➤ How to become a Digital Marketing  
Entrepreneur: Melissa's story

➤ Careers ideas and  
information - Religious  
Studies

➤ Montessori Teacher | Explore  
careers | National Careers Service

➤ Prision Instructor | Explore careers  
| National Careers Service

➤ Immigration Officer | Explore  
careers | National Careers Service

### Everyone Can Be Creative



<https://www.bbc.co.uk/bitesize/articles/zhst2sg>



<https://nationalcareers.service.gov.uk/explore-careers>



My Learning  
My Future

THE CAREERS &  
ENTERPRISE  
COMPANY

## MYPATH Job of the week (Religious Studies)



Employment Advisor



Disaster Manager



Youth Worker





# Religious Studies careers in a changing world: How can I future-proof my career pathway?

The world will be changing drastically in the next few years to cope with the impacts of climate change and nature loss, and the need to lower greenhouse gas emissions and unsustainable practices. How might this steer your choice of career path using your Religious Studies skills?

**Sustainability**  
means meeting our  
own needs without  
compromising the  
ability of future  
generations to  
meet their own  
needs.  
*(UN definition)*





My Learning  
My Future

THE CAREERS &  
ENTERPRISE  
COMPANY

# Religious Studies careers in a changing world



Community Enabler



Human Rights Lawyer



Founders4Schools





My Learning  
My Future

# A spotlight on Technicians using Religious Studies

6 |



Discover here how the technical jobs related to Religious Studies keep industries moving and the real difference technicians make in our lives.

R068  
Museum and  
Galleries  
Technician

R039  
Mortuary  
Technician



GATSBY



**Technicians**  
We make the  
difference

[Visit the Gallery here](#)

[Find further resources here](#)

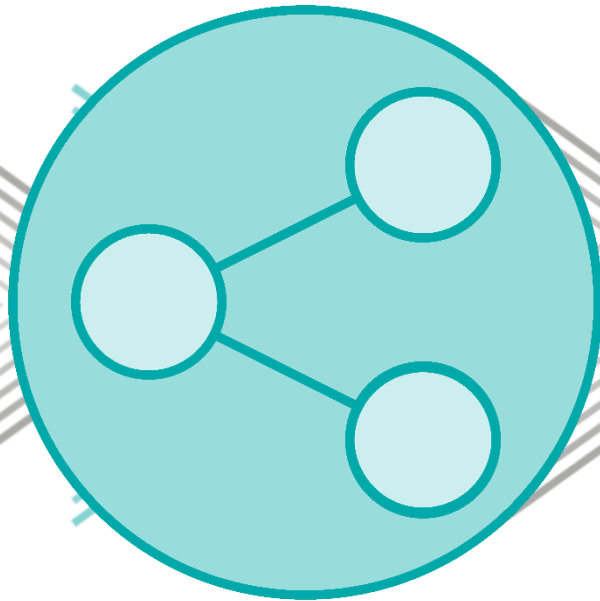


My Learning  
My Future



THE CAREERS &  
ENTERPRISE  
COMPANY

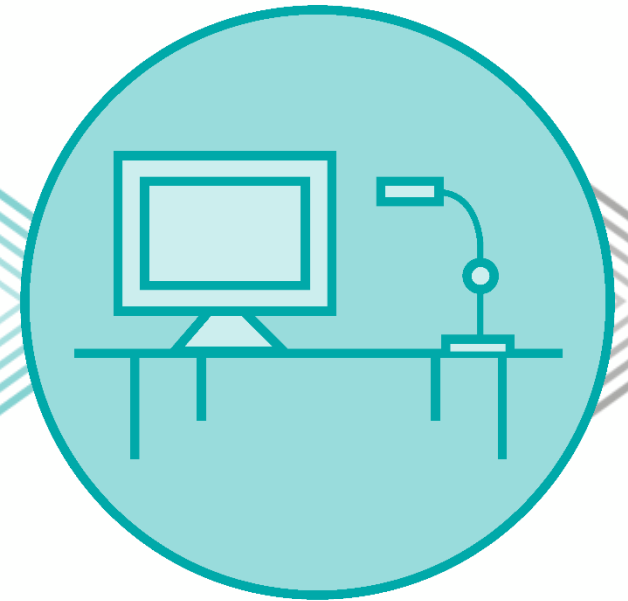
## 7 | Religious Studies Pathways



Combine Study  
and Work



Study



Work



# 7 | Combine Study and Work

## Apprenticeships

- Teaching Assistant
- Youth Worker
- Nursery Nurse
- Childcare Assistant
- Early years Assistant
- Adult Care Worker
- Quality Administrator
- Clerical Administrator
- Legal Office Administrator
- Community Care Assistant

## T Levels

- [T Levels | National Careers Service Education and Childcare](#)
- [T Levels | Management and Administration](#)
- [T Levels | Legal Services](#)

## VTQs

[Vocational Technical Qualifications \(VTQs\) | National Careers Service](#)

- Learning Support
- Education and Training
- Learning and Development
- Supporting Adults and Young People in Essential Skills



[Find more >](#)





My Learning  
My Future



THE CAREERS &  
ENTERPRISE  
COMPANY

# 7 | Study Pathways

## HTQs (Higher Technical Qualifications)

Higher technical qualifications (HTQs) | National Careers Service

**You might find courses in:**

- Theology
- Theology (Youth and Community)
- Mission and Ministry
- Theology and Ministry
- Biblical Studies and Theology

## A levels

A levels | National Careers Service

**You might find courses in:**

- Religious Studies
- Philosophy
- Politics

## Higher education

Higher education | National Careers Service

You can explore undergraduate courses in Religious Studies

**You might find courses in:**

- Mission and Ministry
- Theology and Ministry
- Theology
- Religious Education
- History and Theology
- Religious, Moral and Philosophical Studies
- Religions and Theology
- Religion, Culture and Society
- Classical Studies and Theology
- Religions, Philosophies and Ethics







My Learning  
My Future



THE CAREERS &  
ENTERPRISE  
COMPANY

## 7 | Work Pathways

### Supported internships with an education, health and care plan

[Supported internships](#) | [National Careers Service](#)

[Watch Saul's story](#)

**You might read about:**

- [Access to Work Funding](#) (if you have a disability or health condition)
- [Preparing for Adulthood](#)
- [Talking Futures](#) (A parents' toolkit for career conversations)

### School leaver schemes

[School leaver schemes](#) | [National Careers Service](#)

**You might read about:**

- [How to fill in an application form](#)
- [How to write a CV](#)
- [Interview help](#)
- [Progressing your career](#) (Careers Advice from NCS)



# 7 | University League Tables

See at a glance the university ranking for Theology and Religious Studies

[Theology and Religious Studies Rankings \(thecompleteuniversityguide.co.uk\)](https://thecompleteuniversityguide.co.uk)

**Filter by:**

- Overall score
- Entry standards
- Student satisfaction
- Research quality
- Research intensity
- Graduate prospects





My Learning  
My Future



THE CAREERS &  
ENTERPRISE  
COMPANY

# Discover Uni

Have you ever  
considered if higher  
education is right  
for you?

**1. Go to** <https://discoveruni.gov.uk/>

**2. Search for a course or subject**

(You should get a page of search results, you can filter these by university or college, whether you want to study full or part time or perhaps you want to see that courses are near you)

Once you have had a look at a few different courses and subjects now it is time to compare some side by side

**3. Check out this video which shows you how to use our comparison tool** <https://youtu.be/dBFzCQgTp8I> -  
Pick 5 courses and add these as a saved course and then you can compare

**4. Once you have your chosen five side by side, try to answer the following questions:**

- a. What kinds of qualifications do students on the course have when they start the course?
- b. How many have a placement year?
- c. How many courses let you study abroad?
- d. Which has the highest student satisfaction rating? How do you know this?
- e. What kinds of job do graduates from this course go on to?
- f. Which course has the highest salary after three years? (higher/lower than national average)
- g. Choose your favourite course and explain why you chose this course over the others?



My Learning  
My Future



THE CAREERS &  
ENTERPRISE  
COMPANY

# Discover Uni

Have you ever  
considered if higher  
education is right  
for you?

**1. Go to** <https://discoveruni.gov.uk/>

**2. Search for a course or subject**

(You should get a page of search results, you can filter these by university or college, whether you want to study full or part time or perhaps you want to see that courses are near you)

Once you have had a look at a few different courses and subjects now it is time to compare some side by side

**3. Check out this video which shows you how to use our comparison tool** <https://youtu.be/dBFzCQgTp8I> -

Pick 5 courses and add these as a saved course and then you can compare

**4. Once you have your chosen five side by side, try to answer the following questions:**

Is the data I am looking at for a course or a subject?

- a. What year, or years, does the data relate to?
- b. How many students or graduates is this data based on?
- c. Does the data represent all the students on the course or subject area?
- d. Does the data include people like me?
- e. What factors might impact the data?



# My Learning My Future



## In 10 years time...

**Job in 10 years time (related to Religious Studies):**

---

**What GCSEs helped you get this job:**

---

**What KS5 Pathways choice did you make and what did you study:**

Apprenticeship    T level    A Level    other L3 equivalent

---

**Post 18 pathways choices did you make: explain:**

Study & Work                      Study                      Work

---

**Essential skills used in the job:**

---

**Progression route:**

---



# My Learning My Future



## My local options...

Subject chosen (related to Religious Studies):  
\_\_\_\_\_

Local college options:  
\_\_\_\_\_  
\_\_\_\_\_

Local apprenticeships options:  
\_\_\_\_\_  
\_\_\_\_\_

Other options:  
\_\_\_\_\_  
\_\_\_\_\_

The pros and cons of these options for me:

Pros:  
\_\_\_\_\_  
\_\_\_\_\_

Cons:  
\_\_\_\_\_  
\_\_\_\_\_

Consider how these will apply and explain:

Cost \_\_\_\_\_

Travel \_\_\_\_\_

Convenience \_\_\_\_\_

Aspirations \_\_\_\_\_

Personal circumstances \_\_\_\_\_

Other \_\_\_\_\_

Final choice – justify:  
\_\_\_\_\_  
\_\_\_\_\_

Next steps:  
\_\_\_\_\_  
\_\_\_\_\_



3 |



## Prepare a 3 - 5 minute talk to share with a small group on any role that interests you related to Religious Studies



What's the role



Where do you need to go to carry out the role



Where has the interest come from



What's the chances of getting this role



What do you need to do to become one



Who do you look up to in this role



Where can you go to study and what level of study



What might a typical day look like



My Learning  
My Future

4 |



My career path....







8 |



# Essential Skills

Here are three  
key skills needed  
for a career  
that uses



Religious Studies

	Video	Skills Builder Resource KS3	Skills Builder Resource KS4	Skills Builder Resource Post 16
<b>The use of imagination and the generation of new ideas</b>	<a href="#">Watch here</a>	<a href="#">Short Lesson Creativity Step 6-8</a>	<a href="#">Short Lesson Creativity Step 8-10</a>	<a href="#">Short Lesson Creativity Step 10-12</a>
<b>The ability to find a solution to a situation or challenge</b>	<a href="#">Watch here</a>	<a href="#">Short Lesson Problem Solving Step 6-8</a>	<a href="#">Short Lesson Problem Solving Step 8-10</a>	<a href="#">Short Lesson Problem Solving Step 10-12</a>
<b>Supporting, encouraging and developing others to achieve a shared goal</b>	<a href="#">Watch here</a>	<a href="#">Short Lesson Leadership Step 6-8</a>	<a href="#">Short Lesson Leadership Step 8-10</a>	<a href="#">Short Lesson Leadership Step 10-12</a>



# My Learning My Future



8 |



	<b>Creativity</b>	Tick which apply
Step 6	I use creativity in the context of work	
Step 7	I use creativity in the context of my wider life	
Step 8	I develop ideas by using mind mapping	
Step 9	I develop ideas by asking myself questions	
Step 10	I develop ideas by considering different perspectives	
Step 11	I innovate effectively when working in a group	
Step 12	I innovate effectively by seeking out varied experiences and stimuli	



**My Strength (s)**

**My area (s) of Development**



8 |



	<b>Problem Solving</b>	Tick which apply
Step 6	I explore complex problems by identifying when there are no simple technical solutions	
Step 7	I explore complex problems by building my understanding through research	
Step 8	I explore complex problems by analysing the causes and effects	
Step 9	I create solutions for complex problems by generating a range of options	
Step 10	I create solutions for complex problems by evaluating the positive and negative effects of a range of options	
Step 11	I analyse complex problems by logical reasoning	
Step 12	I analyse complex problems by creating and testing hypotheses	

**My Strength (s)**

**My area (s) of Development**



8 |



	<b>Leadership</b>	Tick which apply
Step 6	I manage disagreements to reach shared solutions	
Step 7	I recognise my own strengths and weaknesses as a leader	
Step 8	I recognise the strengths and weaknesses of others in my team	
Step 9	I recognise the strengths and weaknesses of others in my team, and use this to allocate roles accordingly	
Step 10	I support others through mentorship	
Step 11	I support others through coaching	
Step 12	I support others through motivating them	



**My Strength (s)**

**My area (s) of Development**



My Learning  
My Future

THE CAREERS &  
ENTERPRISE  
COMPANY

